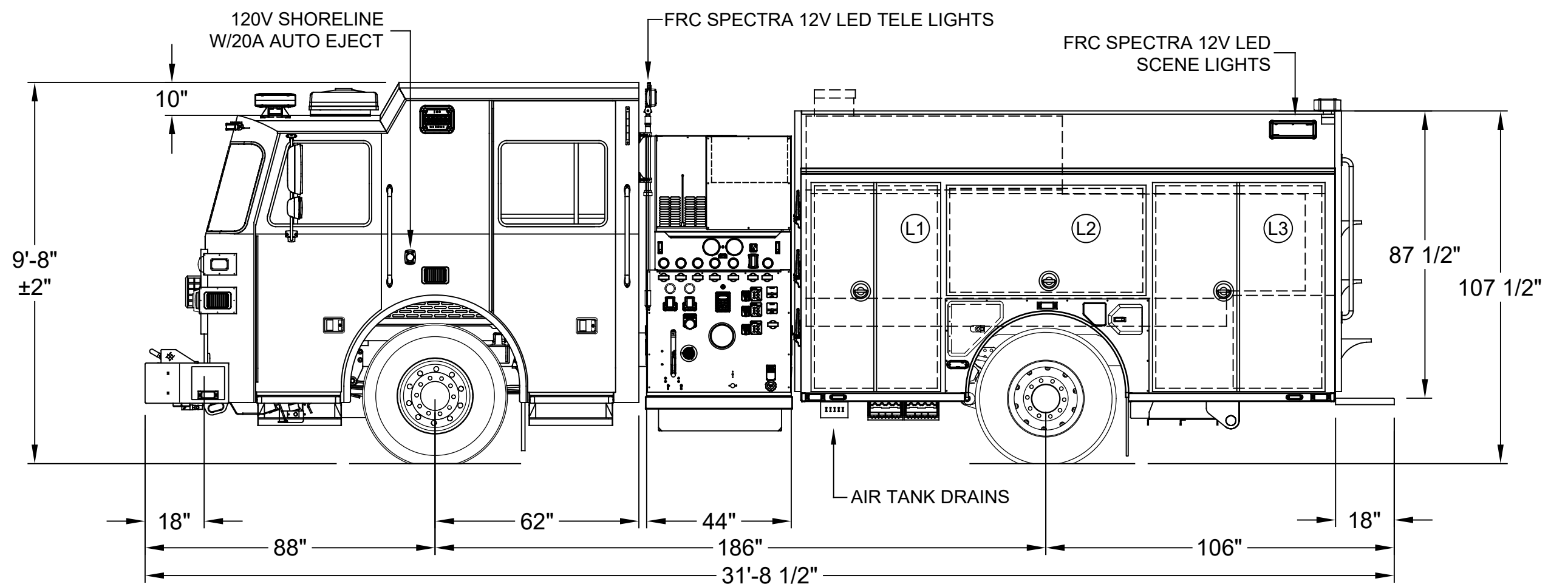
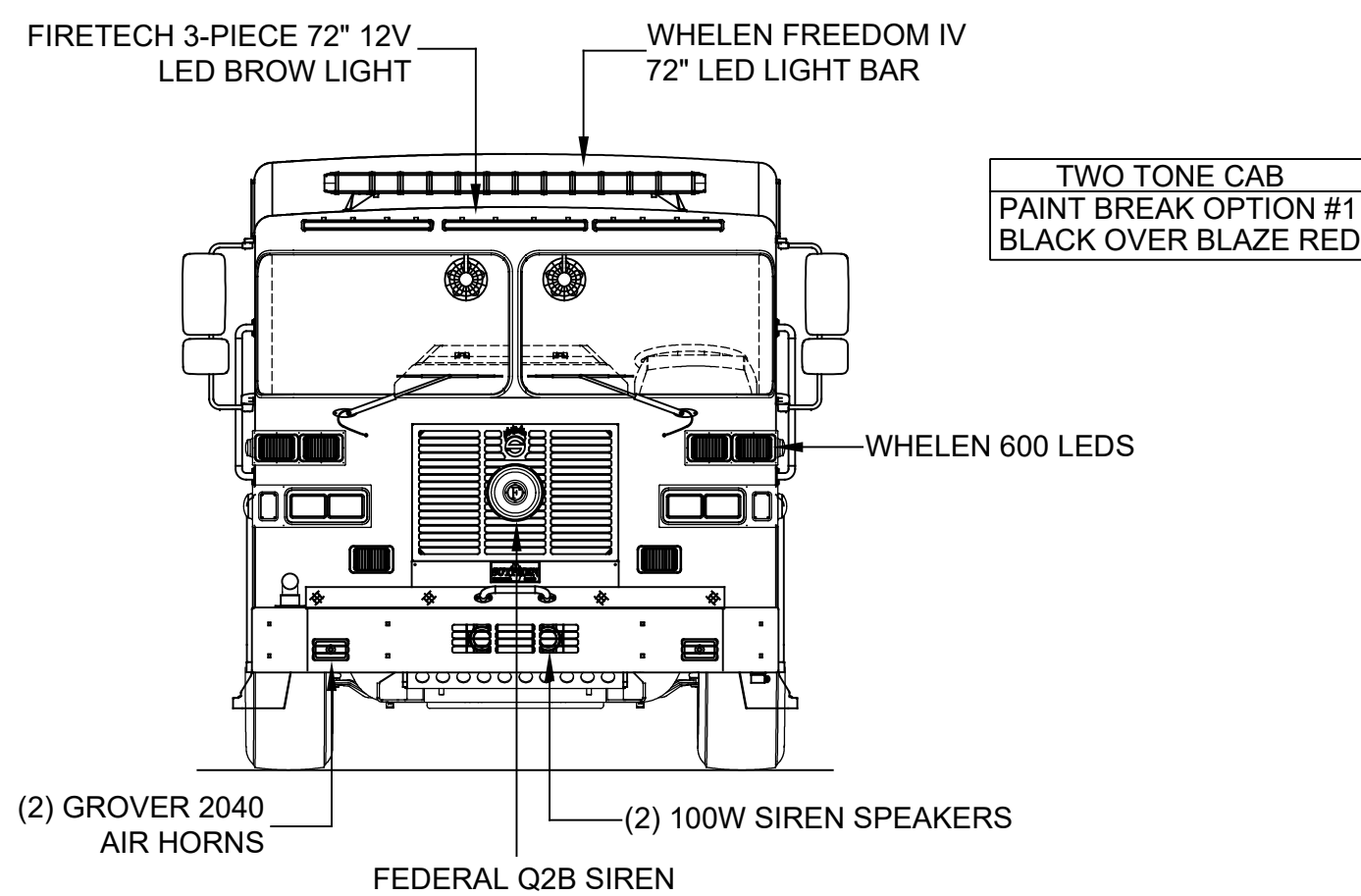
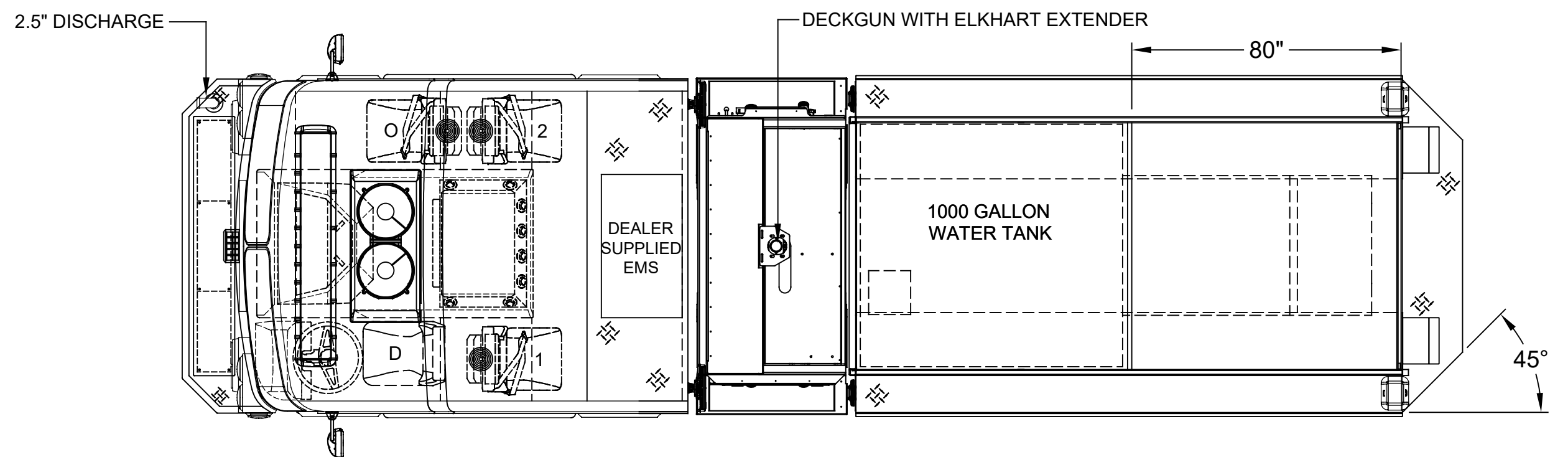


LEFT SIDE COMPARTMENTS				
COMPT	DOORS	OPENING DIMENSIONS	INSIDE DIMENSIONS	VOLUME
L1	DOUBLE	35.5"w X 58.4"h	43.1"w X 66"h X 25.8"d	38.7 CU. FT. (10"h X 10.5"d UPPER)
L2	LIFT-UP	55.0"w X 31.9"h	61.6"w X 36.8"h X 25.8"d	29.8 CU. FT. (10"h X 10.5"d UPPER)
L3	DOUBLE	48.5"w X 58.4"h	53.4"w X 66"h X 25.8"d	47.0 CU. FT. (10"h X 10.5"d UPPER)

RIGHT SIDE COMPARTMENTS				
COMPT	DOORS	OPENING DIMENSIONS	INSIDE DIMENSIONS	VOLUME
R1	DOUBLE	35.5"w X 58.4"h	43.1"w X 66"h X 25.8"d	38.7 CU. FT. (10"h X 10.5"d UPPER)
R2	LIFT-UP	55.0"w X 31.9"h	61.6"w X 36.8"h X 25.8"d	29.8 CU. FT. (10"h X 10.5"d UPPER)
R3	DOUBLE	48.5"w X 58.4"h	53.4"w X 66"h X 25.8"d	47.0 CU. FT. (10"h X 10.5"d UPPER)

REAR STEP COMPARTMENT				
COMPT	DOORS	OPENING DIMENSIONS	INSIDE DIMENSIONS	VOLUME
A1	ROLL-UP	40.5"w X 30.8"h	43"w X 28" h X 31"d	21.6 CU. FT.
				<b>TOTAL: 252.6 CU.FT.</b>



DIMENSIONS SHOWN ON THIS DRAWING ARE APPROXIMATE AND ARE SUBJECT TO MINOR DEVIATIONS DURING CONSTRUCTION.

IN THE EVENT OF A DISCREPANCY BETWEEN THE SUTPHEN SPECIFICATIONS AND DRAWING, THE SUTPHEN SPECIFICATIONS SHALL PREVAIL.

DRAWING IS FOR REFERENCE ONLY. SOME ITEMS PROPOSED MAY NOT BE SHOWN OR NOTED.

**CUSTOMER APPROVAL**

NAME: \_\_\_\_\_

TITLE: \_\_\_\_\_

DATE: \_\_\_\_\_

REV.	DESCRIPTION	BY	DATE
G	REV-G SHOP ORDER (UPDATED THE ENG NOTES FOR OVERHEAD CONSOLE 1 & LOWER CONSOLE 5)	KG	05/05/21
F	REV-F SHOP ORDER (REVISED MOUNTING LOCATION FOR USB 12V POWER PORT)	KG	02/01/21
E	REV-E SHOP ORDER (REVISED PUMP PANEL LAYOUT TO MATCH WHAT WAS APPROVED)	KG	12/21/20
D	REV-D SHOP ORDER (REVISED WATER TANK & HOSE BED)	KG	10/14/20

THIS PRINT IS PROVIDED ON A RESTRICTED BASIS AND IS NOT TO BE USED IN ANY WAY DETRIMENTAL TO THE INTEREST OF SUTPHEN CORPORATION.

DRAWN BY: K. GOON

DATE: 08/10/2020

MFG. FACILITY: DUBLIN

**SUTPHEN**

HAMILTON TOWNSHIP FIRE & RESCUE  
MAINEVILLE, OH

CUSTOM PUMPER - S9

DWG. NO.: HS-6890