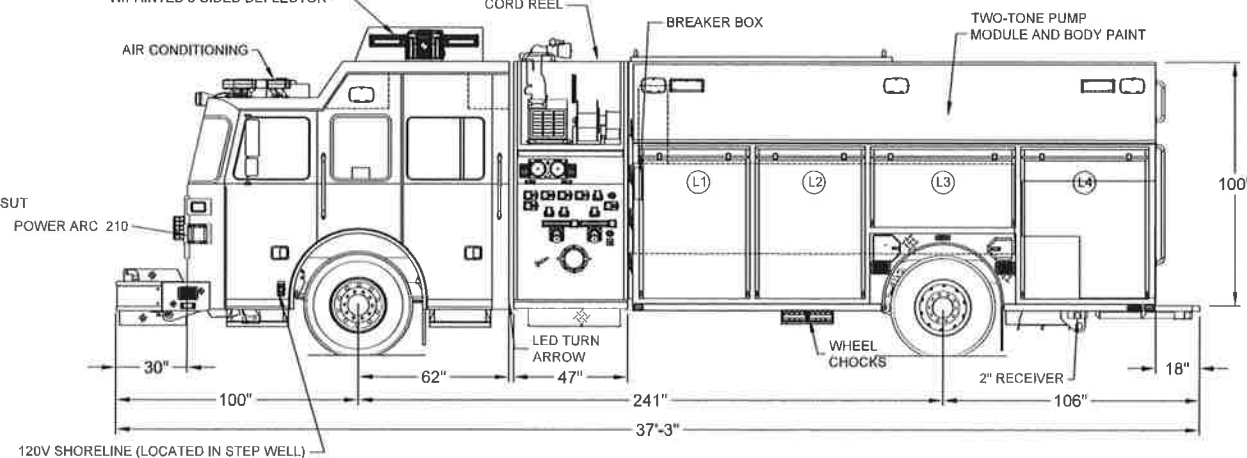
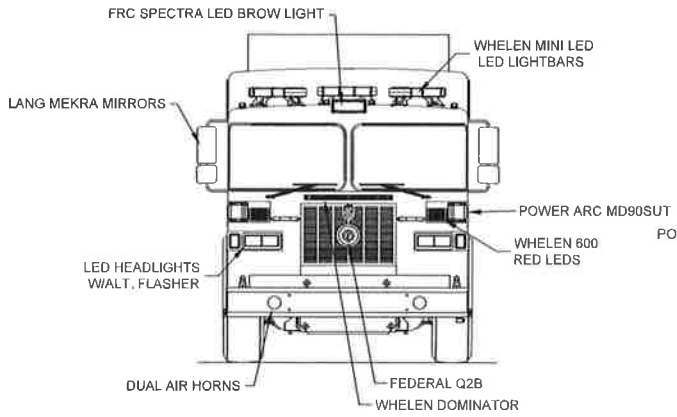
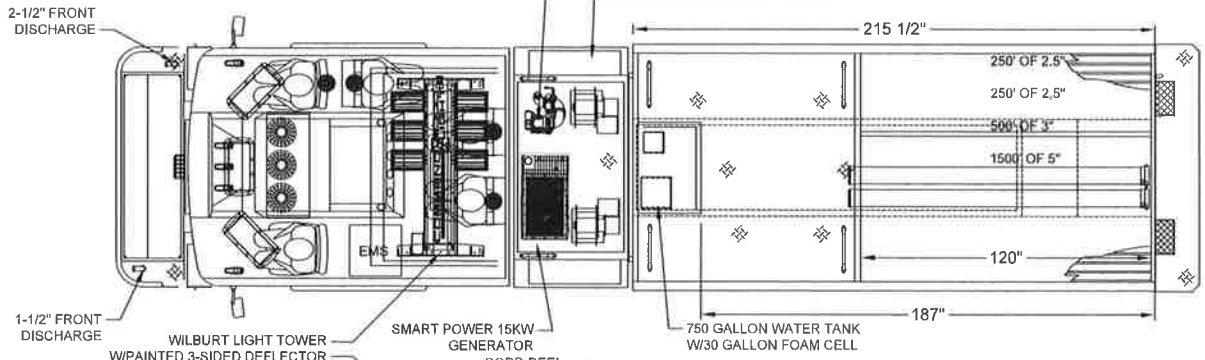


LEFT SIDE COMPARTMENTATION				
COMPT	DOORS	OPENING DIMENSIONS	INSIDE DIMENSIONS	VOLUME
L1	ROLL-UP	43" w X 56.25" h	48.625" w X 66" h X 27.25" d	50.6 CU. FT.
L2	ROLL-UP	43" w X 56.25" h	47" w X 66" h X 27.25" d	48.9 CU. FT.
L3	ROLL-UP	57" w X 26.75" h	61.5" w X 36.5" h X 27.25" d	35.9 CU. FT.
L4	ROLL-UP	50" w X 56.25" h	53.5" w X 66" h X 27.25" d	55.9 CU. FT.

RIGHT SIDE COMPARTMENTATION				
COMPT	DOORS	OPENING DIMENSIONS	INSIDE DIMENSIONS	VOLUME
L1	ROLL-UP	43" w X 56.25" h	48.625" w X 66" h X 27.25" d (16" d upper 23")	43.3 CU. FT.
L2	ROLL-UP	43" w X 56.25" h	47" w X 66" h X 27.25" d (16" d upper 23")	41.9 CU. FT.
L3	ROLL-UP	57" w X 26.75" h	61.5" w X 36.5" h X 27.25" d (16" d upper 23")	29.7 CU. FT.
L4	ROLL-UP	50" w X 56.25" h	53.5" w X 66" h X 27.25" d (16" d upper 23")	47.6 CU. FT.

REAR STEP COMPARTMENTS				
COMPT	DOORS	OPENING DIMENSIONS	INSIDE DIMENSIONS	VOLUME
A1	ROLL-UP	38" w X 39" h	40" w X 48" h X 28.5" d (54.5" d upper 23")	46.1 CU. FT.

TOTAL: 396.1 CU. FT.



DIMENSIONS SHOWN ON THIS DRAWING ARE APPROXIMATE AND ARE SUBJECT TO MINOR DEVIATIONS DURING CONSTRUCTION.

IN THE EVENT OF A DISCREPANCY BETWEEN THE SUTPHEN SPECIFICATIONS AND DRAWING, THE SUTPHEN SPECIFICATIONS SHALL PREVAIL.

DRAWING IS FOR REFERENCE ONLY. SOME ITEMS PROPOSED MAY NOT BE SHOWN OR NOTED.

CUSTOMER APPROVAL

NAME: \_\_\_\_\_

TITLE: \_\_\_\_\_

DATE: \_\_\_\_\_

REV.	DESCRIPTION	BY	DATE
D	COMPONENT REPORT PDATED	MJC	9/28/17
C	WARNING LIGHT LOCATION UPDATES FROM COMPONENT LIST	MJC	6/1/17
B	CHANGED LOCATION FOR 2-1/2" INLET	MJC	3/17/17
A	AFTER PRE-CON	MJC	12/20/16

DESIGNED BY: MJC  
DATE: 9/28/17  
DRAWN BY: C. GREEN  
DATE: 5/20/2016  
MFG. FACILITY: DUBLIN

**SUTPHEN**  
ORANGE TOWNSHIP FIRE DEPARTMENT  
LEWIS CENTER, OH  
CUSTOM PUMPER  
HS-5941

THIS PRINT IS PROVIDED ON A RESTRICTED BASIS AND IS NOT TO BE USED IN ANY WAY DETRIMENTAL TO THE INTEREST OF SUTPHEN CORPORATION.