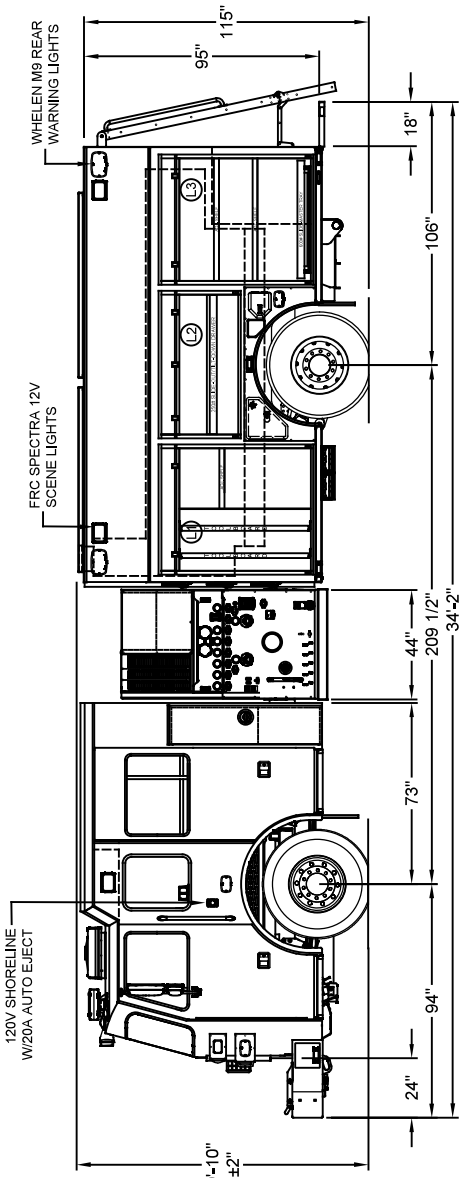
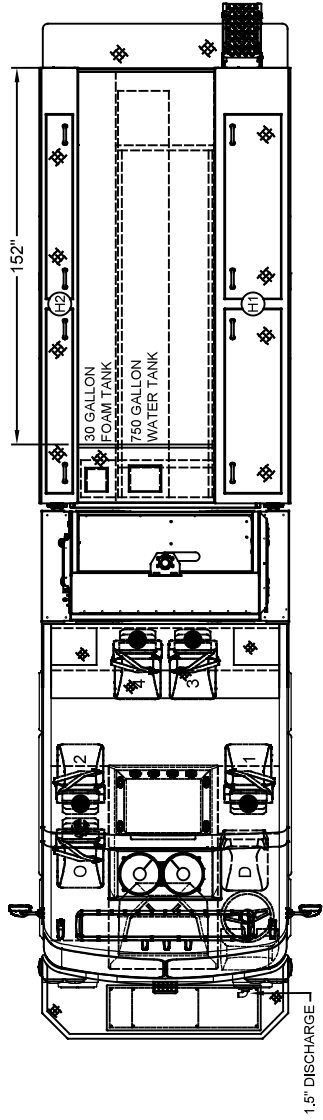
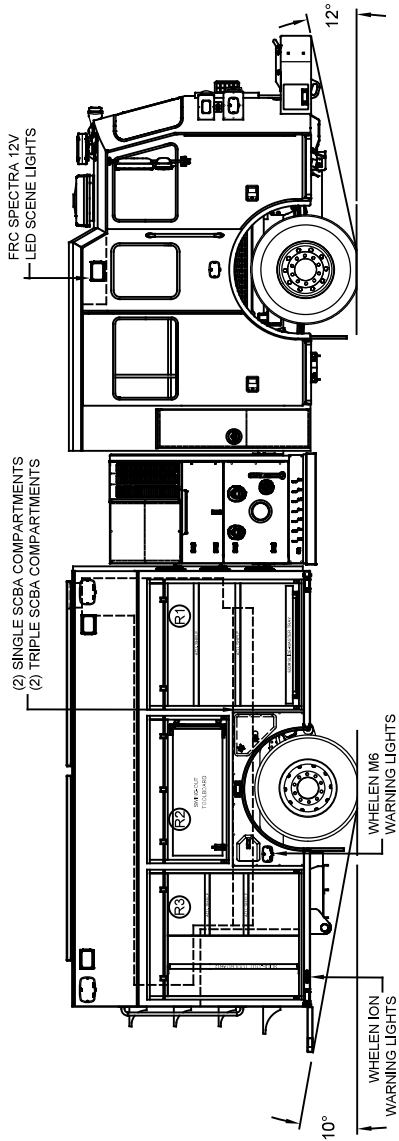
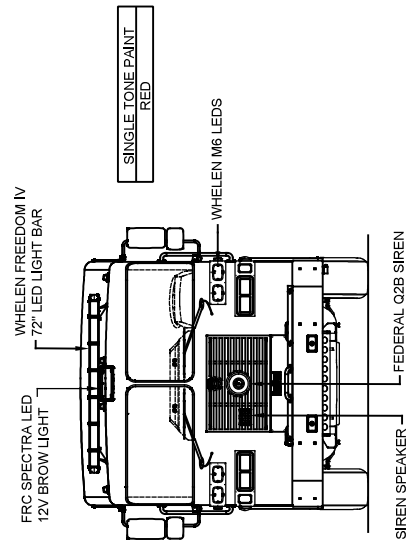


LEFT SIDE COMPARTMENTS				
COMP.	DOORS	OPENING DIMENSIONS	VOLUME	
L1	ROLL-UP	50.5"W X 55.4"H	58.1"W X 66.7"H X 27.3"D	53.1 CU. FT.
L2	ROLL-UP	57.5"W X 26.2"H	61.6"W X 36.8"H X 27.3"D	29.8 CU. FT.
L3	ROLL-UP	50.5"W X 55.4"H	59.4"W X 66.7"H X 27.3"D	50.5 CU. FT.
H1	LIFT-UP	(2) 23.25"W X 73.25"H	17.47"W X 24.87"H X 29.2"D	73.2 CU. FT.
RIGHT SIDE COMPARTMENTS				
COMP.	DOORS	OPENING DIMENSIONS	VOLUME	
R1	ROLL-UP	50.5"W X 55.4"H	58.1"W X 66.7"H X 27.3"D	53.1 CU. FT.
R2	ROLL-UP	57.5"W X 26.2"H	61.6"W X 36.8"H X 27.3"D	29.8 CU. FT.
R3	ROLL-UP	50.5"W X 55.4"H	59.4"W X 66.7"H X 27.3"D	50.5 CU. FT.
H2	LIFT-UP	(2) 9.25"W X 73.25"H	17.47"W X 24.87"H X 14.2"D	35.6 CU. FT.
REAR STEP COMPARTMENT				
COMP.	DOORS	OPENING DIMENSIONS	VOLUME	
A1	ROLL-UP	37.25"W X 55.2"H	49.7"W X 46.7"H X 37.8"D	39.7 CU. FT.
			TOTAL: 404.3 CU. FT.	



CUSTOMER APPROVAL

NAME: _____

TITLE: _____

DATE: _____

CUSTOMER APPROVAL

DATE: 10/13/2020

DRAWN BY: MCLARK

DATE: 02/28/22

DATE: 10/25/21

DATE: 09/29/21

DATE: 06/29/21

DATE: _____

THIS PRINT IS PROVIDED ON A RESTRICTED BASIS AND IS NOT TO BE USED IN ANY WAY DETRIMENTAL TO THE INTEREST OF SUTPHEN CORPORATION.

SUTPHEN
FINLEY, OH
DEMO 500
CUSTOM PUMPER - S8
WVA. NO. HS-6838