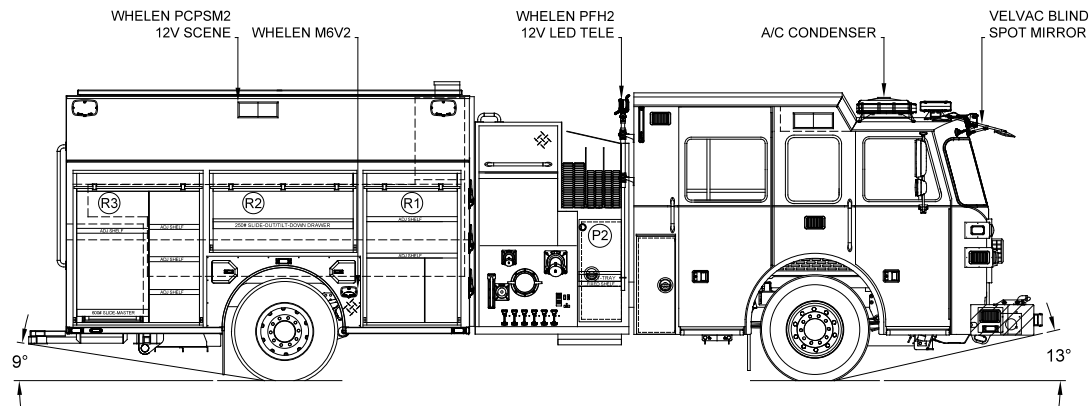


HOSEBED  
1000' OF 5"  
250' OF 2.5"  
500' OF 2.5"  
(1) STOKES  
(1) MARSARS

LADDER CHUTE  
24'-2 SEC  
14' ROOF

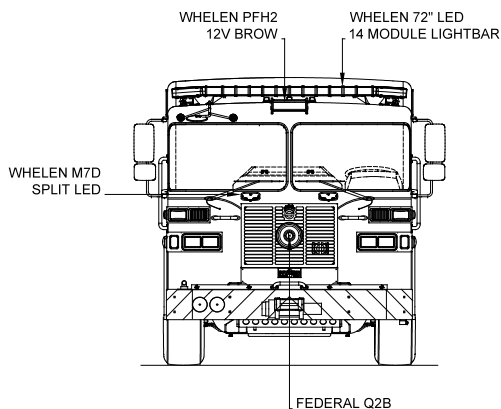
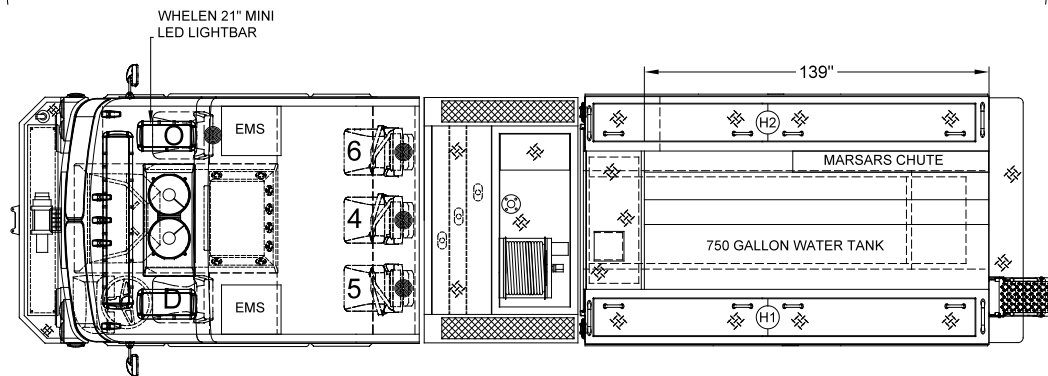


LEFT SIDE COMPARTMENTS				
COMPT	DOORS	OPENING DIMENSIONS	INSIDE DIMENSIONS	VOLUME
L1	ROLL-UP	37.5" w X 55.4" h	43.1" w X 66" h X 27.3" d	40.8 CU. FT.
L2	LIFT-UP	55" w X 31.9" h	61.6" w X 36.8" h X 27.3" d	29.8 CU. FT.
L3	ROLL-UP	50.5" w X 55.4" h	53.4" w X 66" h X 27.3" d	50.5 CU. FT.
H1	LIFT-UP	19" w X 55.61" / 19" w X 87" h	161.8" w X 25.6" h X 21.8" d	52.2 CU. FT.

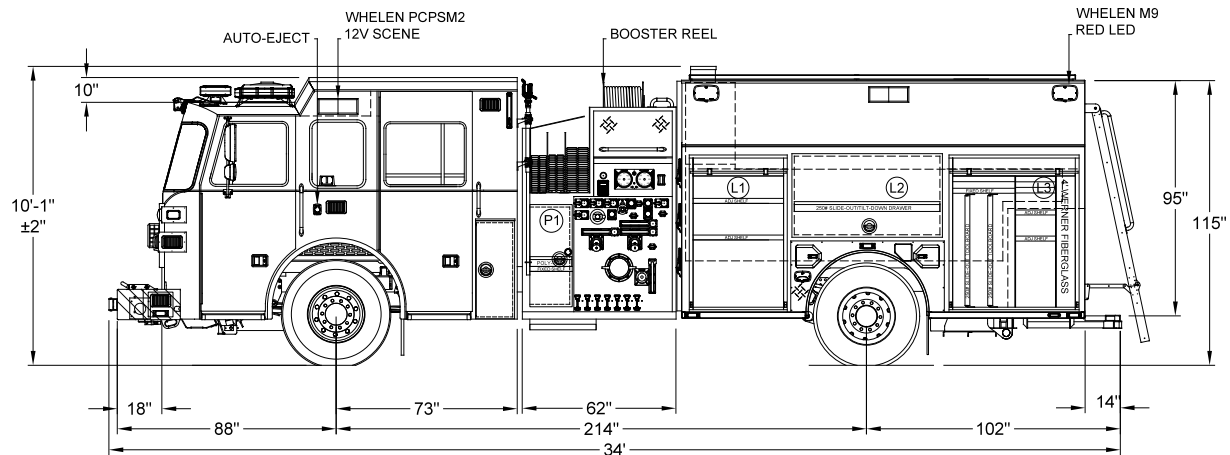
RIGHT SIDE COMPARTMENTS				
COMPT	DOORS	OPENING DIMENSIONS	INSIDE DIMENSIONS	VOLUME
R1	ROLL-UP	37.5" w X 55.4" h	43.1" w X 66" h X 27.3" d	33.9 CU. FT. (10" h X 10.5" d UPPER)
R2	ROLL-UP	57.5" w X 26.2" h	61.6" w X 36.8" h X 16.0" d	19.0 CU. FT. (10" h X 10.5" d UPPER)
R3	ROLL-UP	50.5" w X 55.4" h	53.4" w X 66" h X 27.3" d	41.9 CU. FT. (10" h X 10.5" d UPPER)
H2	LIFT-UP	19" w X 55.61" / 19" w X 87" h	161.8" w X 25.6" h X 21.8" d	52.2 CU. FT.
*R1 & R3 HAVE 61.6" w X 24.5" h X 16.0" d MIDDLE SECTIONS				

REAR STEP COMPARTMENT			
COMPT	DOORS	OPENING DIMENSIONS	VOLUME
A1	ROLL-UP	37" w X 32.1" h	40" h X 40" w X 31" d

TOTAL: 349.0 CU. FT.



TWO TONE CAB W/ CUSTOM  
BREAK LINE  
PAINT BREAK OPTION #6  
BLACK OVER RED



DIMENSIONS SHOWN ON THIS DRAWING ARE APPROXIMATE AND ARE SUBJECT TO MINOR DEVIATIONS DURING CONSTRUCTION.

IN THE EVENT OF A DISCREPANCY BETWEEN THE SUTPHEN SPECIFICATIONS AND DRAWING, THE SUTPHEN SPECIFICATIONS SHALL PREVAIL.

DRAWING IS FOR REFERENCE ONLY. SOME ITEMS PROPOSED MAY NOT BE SHOWN OR NOTED.

#### CUSTOMER APPROVAL

NAME: \_\_\_\_\_

TITLE: \_\_\_\_\_

DATE: \_\_\_\_\_

P	**REV-P** SHOP ORDER/REFERENCE SHOP ORDER CHANGE DOCUMENT ON SHARED DRIVE
O	**REV-O** SHOP ORDER/REFERENCE SHOP ORDER CHANGE DOCUMENT ON SHARED DRIVE
N	HANDRAILS ON THE BODY SIDES, FRONT CORNERS HAVE BEEN DELETED
M	**REV-M** SHOP ORDER/REFERENCE SHOP ORDER CHANGE DOCUMENT ON SHARED DRIVE
REV	DESCRIPTION

TF	01/27/2020
TF	01/11/2020
TF	12/30/2020
TF	12/29/2020
BY	DATE

DRAWN BY:  
T FAHOM  
DATE:  
8/30/19  
MFG. FACILITY:  
DUBLIN

**SUTPHEN**  
SOUTHTON FIRE DEPARTMENT  
SOUTHTON, CT

CUSTOM PUMPER - PA-17  
HS-6679

THIS PRINT IS PROVIDED ON A RESTRICTED BASIS AND IS NOT TO BE USED IN ANY WAY DETRIMENTAL TO THE INTEREST OF SUTPHEN CORPORATION.