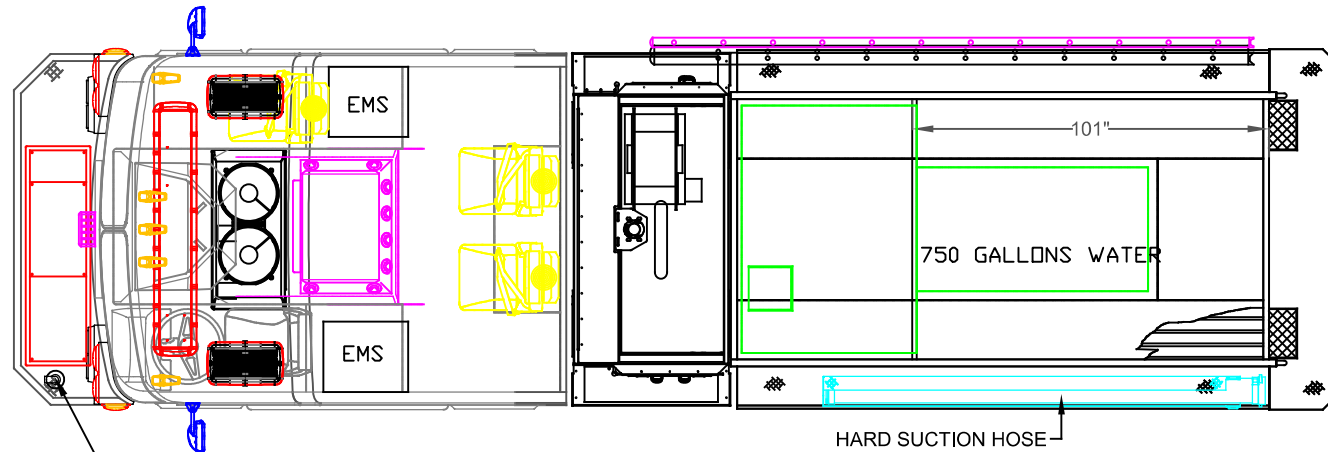
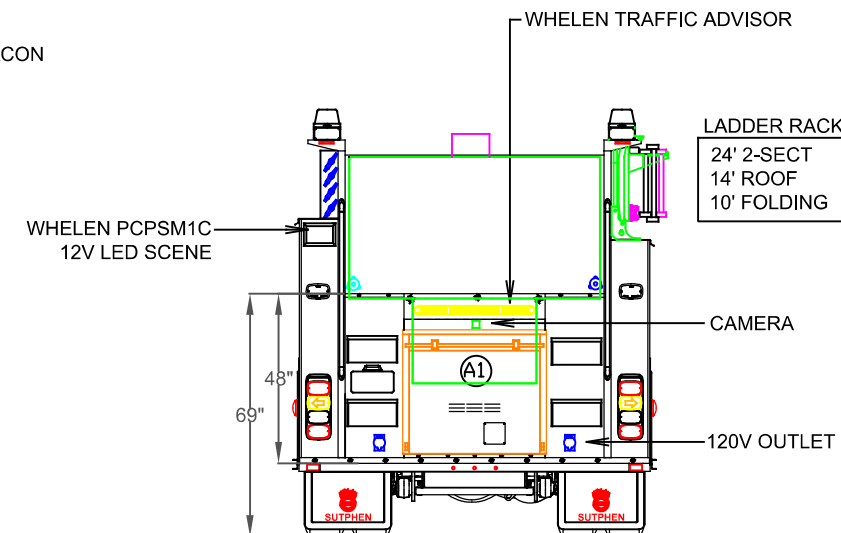
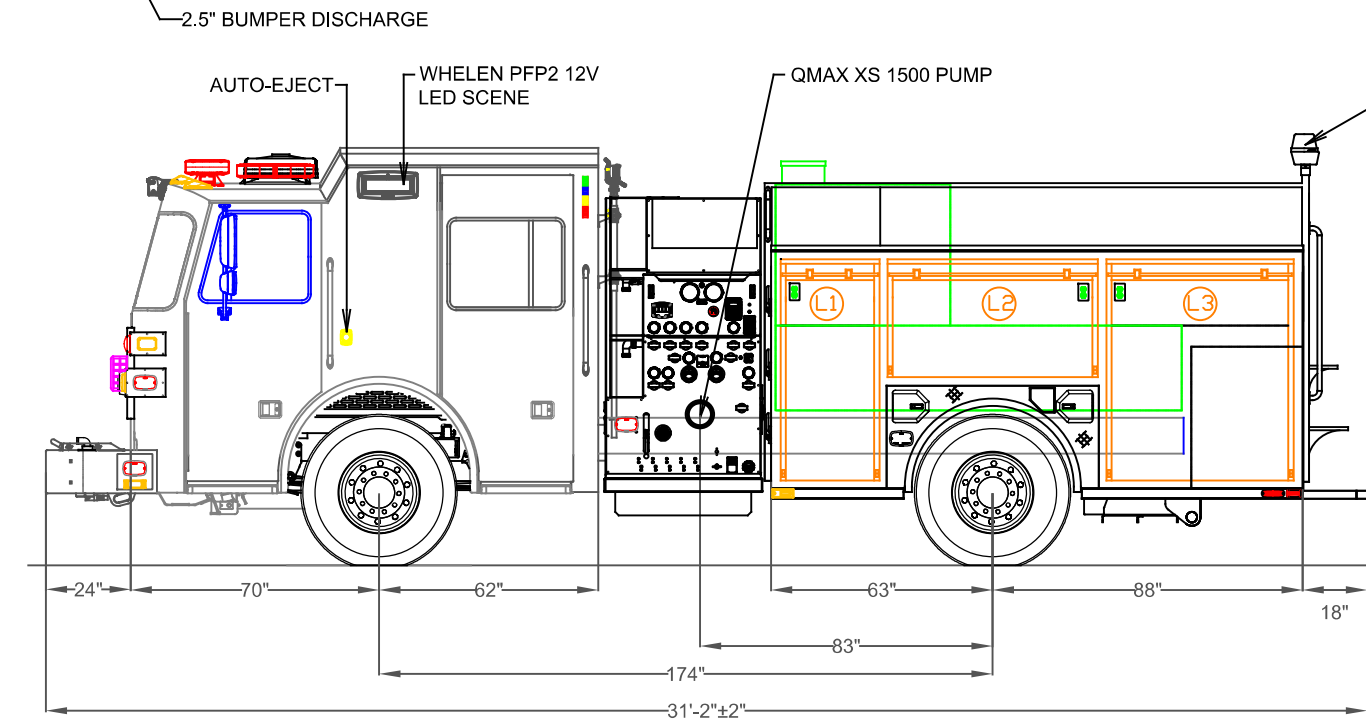


LOWER WARNING PACKAGE  
WHELEN M6 LEDS



Left Side Compartmentation				
Compt	Doors	Opening Dimensions	Inside Dimensions	Volume
			<b>WxHxD</b>	
L1	Roll Up	25x56 7/8	31x66x27.25	32 CU FT
L2	Roll Up	57x27 5/8	64x32x27.25	35 CU FT
L3	Roll Up	50x56 7/8	53.5x66x27.25	55 CU FT
Right Side Compartmentation				
Compt	Doors	Opening Dimensions	Inside Dimensions	Volume
R1	Roll Up	25x50 7/8	30x60x27.25	29 CU FT
R2	Roll Up	57x21 5/8	64x26x27.25	29 CU FT
R3	Roll Up	50x50 7/8	53x60x27.25	50 CU FT
Rear Compartmentation				
Compt	Doors	Opening Dimensions	Inside Dimensions	Volume
A1	Roll Up	37.5x31	42x40x26.25	27 CU FT
<b>Total Volume</b>				<b>257 CU Ft</b>



DIMENSIONS SHOWN ON THIS DRAWING ARE APPROXIMATE AND ARE SUBJECT TO MINOR DEVIATIONS DURING CONSTRUCTION.  
IN THE EVENT OF A DISCREPANCY BETWEEN THE SUTPHEN SPECIFICATIONS AND DRAWING, THE SUTPHEN SPECIFICATIONS SHALL PREVAIL.  
DRAWING IS FOR REFERENCE ONLY. SOME ITEMS PROPOSED MAY NOT BE SHOWN OR NOTED.

**CUSTOMER APPROVAL**

NAME: \_\_\_\_\_

TITLE: \_\_\_\_\_

DATE: \_\_\_\_\_

REV.	DESCRIPTION	BY	DATE
C	CHANGED PER SHOP ORDER	JVG	04/25/2023
B	CHANGED TO A CLASS 1 MODULE	JVG	02/24/2023
A	CHANGES FROM PRE-CON	JVG	12/21/2022

THIS PRINT IS PROVIDED ON A RESTRICTED BASIS AND IS NOT TO BE USED IN ANY WAY DETRIMENTAL TO THE INTEREST OF SUTPHEN CORPORATION.

DRAWN BY: **J. GORDON**

DATE: **11/02/2022**

MFG. FACILITY: SUTPHEN EAST LAKE ARIEL, PA

**SUTPHEN EAST**  
55 INNOVATION DRIVE  
LAKE ARIEL, PA  
1-844-776-2889

PEACHTREE CITY FIRE DEPT.  
PEACHTREE CITY, GA

CUSTOM PUMPER PA-01 BODY

DWG. NO.: HS 7746