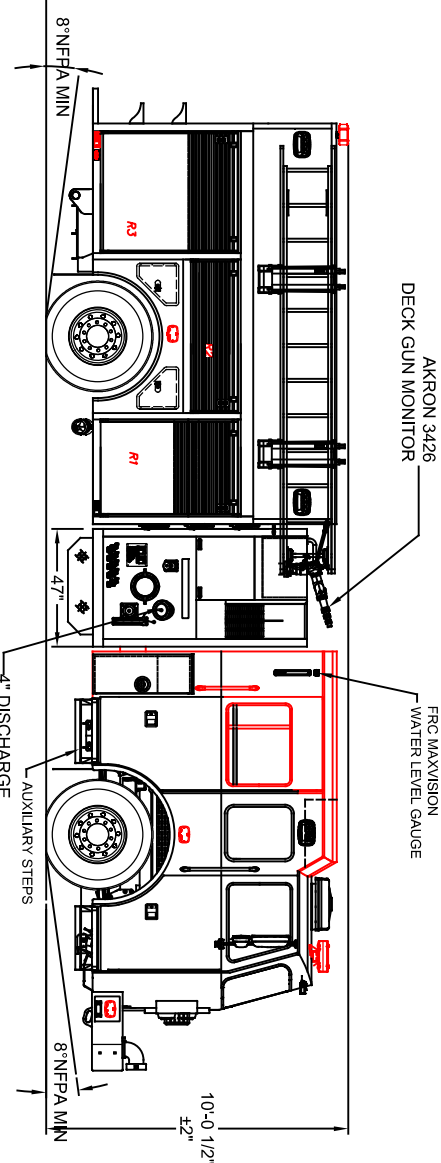


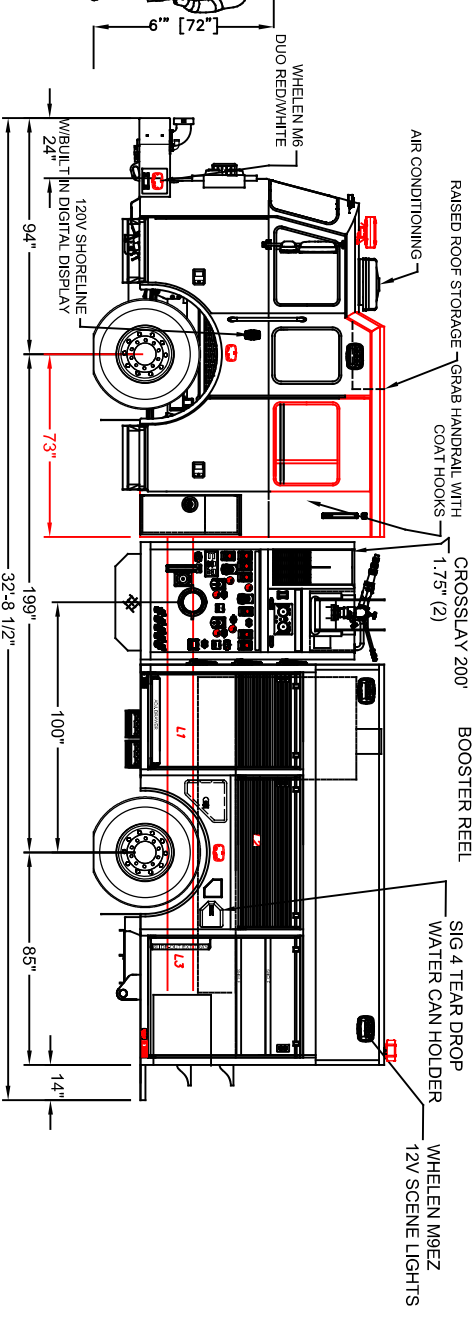
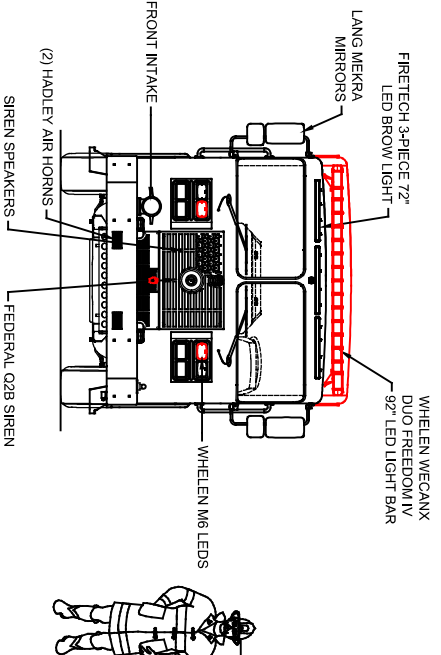
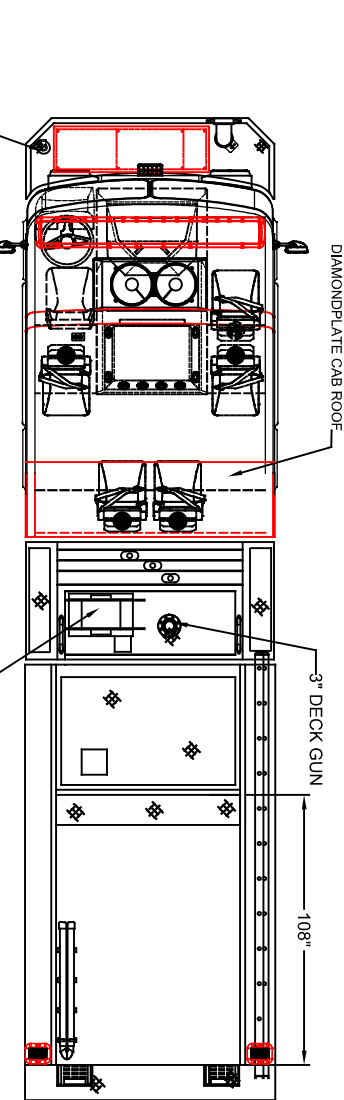
Hose Load
 1:850ft of 5"
 2:500ft of 2-1/2"
 3:200ft of 2-1/2" w/
 200ft of 1-3/4" on top
 4:200ft of 2-1/2" w/
 200ft of 1-3/4" on top



Left Side Compartmentation				
Comp't	Doors	Volume		
L1	Red Up	35x28	436x627/25/11.23	30.2 CU FT
L2	Red Up	57x20	64x501/11.23	13.2 CU FT
L3	Red Up	46x28	536x627/25/11.23	37.2 CU FT
Right Side Compartmentation				
Comp't	Doors	Volume		
R1	Red Up	38x28	436x627/25/11.23	27.2 CU FT
R2	Red Up	57x20	64x501/11.23	11.8 CU FT
R3	Red Up	46x28	536x627/25/11.23	36.7 CU FT
Rear Compartmentation				
Comp't	Doors	Volume		
R4	None	35x13	492x292/23	4.7 CU FT
Total Volume				176.3 CU FT

LFF: OPEN SCBA
 LRF: EXTING. & FUEL
 RRF: TRIPLE SCBA
 RRF: TRIPLE SCBA
 LADDER RACK
 24\"/>

WATERIOUS CSU 1500 GPM SS
 750 GAL WATER



DIMENSIONS SHOWN ON THIS DRAWING ARE APPROXIMATE AND ARE SUBJECT TO MINOR DEVIATIONS DURING CONSTRUCTION. IN THE EVENT OF A DISCREPANCY BETWEEN THE SUPPLIER SPECIFICATIONS AND DRAWING, THE SUPPLIER SPECIFICATIONS SHALL PREVAIL. DRAWING IS FOR REFERENCE ONLY. SOME ITEMS PROPOSED MAY NOT BE SHOWN OR NOTED.

CUSTOMER APPROVAL

NAME: _____

TITLE: _____

DATE: _____

REV	DESCRIPTION	DATE	BY
A	CHANGES FROM PRE-CON	8/4/23	SED
B	CHANGES TO CONE, WARNING LIGHTS, SCBA COMP'S, DRAWERS IN CAB	9/27/24	SED
C	CHANGE ORDER C	3/11/24	SED
G	CHANGE ORDER G	9/5/24	SED

PLAINVIEW FIRE DEPARTMENT
 PLAINVIEW, NY
 CUSTOM NUMBER - PA-13
 HS-7678/2/20

