

LEFT SIDE COMPARTMENTS				
COMPT	DOORS	OPENING DIMENSIONS	INSIDE DIMENSIONS	VOLUME
L1	ROLL-UP	49.5" w X 59.4" h	54.1" w X 70" h X 27.3" d	43.0 CU. FT. (32" h X 10.5" d UPPER)
L2	ROLL-UP	57.5" w X 30.2" h	61.6" w X 38.8" h X 24.25" d	33.4 CU. FT.
L3	ROLL-UP	50.5" w X 59.4" h	53.4" w X 70" h X 24.25" d	52.5 CU. FT. (32" h X 22" d UPPER)

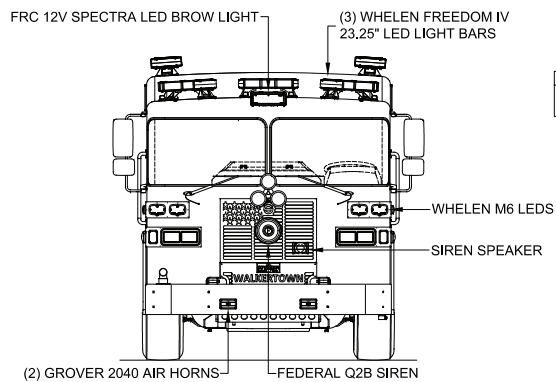
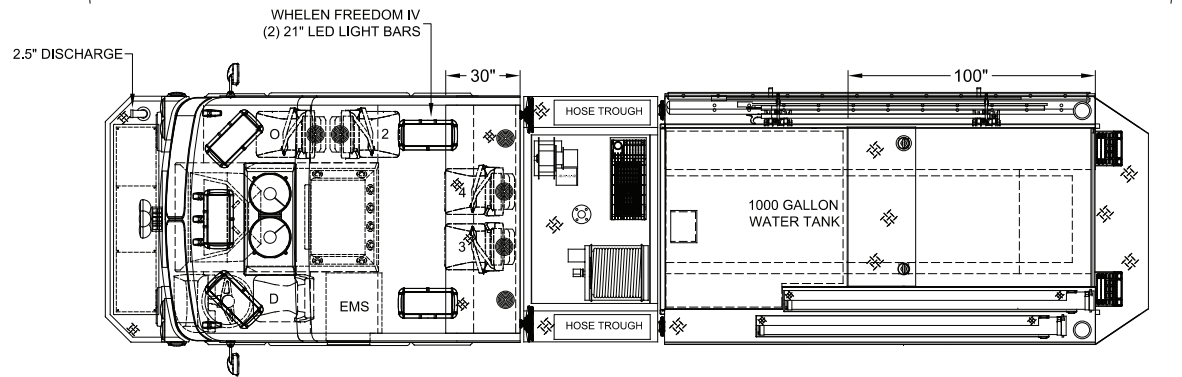
  

RIGHT SIDE COMPARTMENTS				
COMPT	DOORS	OPENING DIMENSIONS	INSIDE DIMENSIONS	VOLUME
R1	ROLL-UP	49.5" w X 23.4" h	54.1" w X 34" h X 27.3" d	29.1 CU. FT.
R3	ROLL-UP	50.5" w X 23.4" h	53.4" w X 34" h X 27.3" d	28.7 CU. FT.

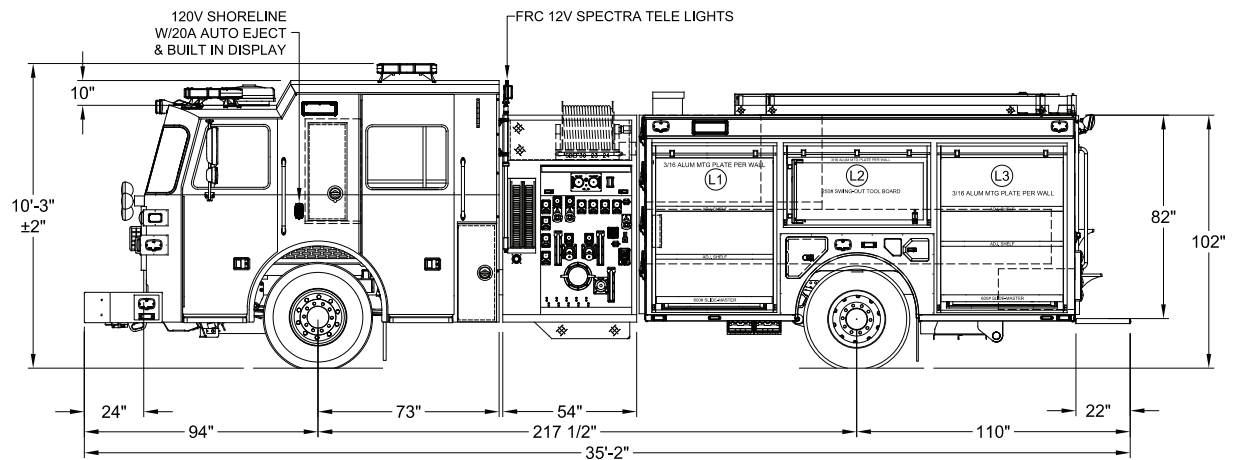
  

REAR STEP COMPARTMENT				
COMPT	DOORS	OPENING DIMENSIONS	INSIDE DIMENSIONS	VOLUME
A1	DOUBLE	37.0" w X 12.6" h	40" w X 16.5" h X 31" d	11.8 CU. FT.

**TOTAL: 198.5 CU.FT.**



TWO TONE CAB  
PAINT BREAK OPTION #1  
GRAY OVER RED



DIMENSIONS SHOWN ON THIS DRAWING ARE APPROXIMATE AND ARE SUBJECT TO MINOR DEVIATIONS DURING CONSTRUCTION.

CUSTOMER APPROVAL

NAME: \_\_\_\_\_

TITLE: \_\_\_\_\_

DATE: \_\_\_\_\_

IN THE EVENT OF A DISCREPANCY BETWEEN THE SUTPHEN SPECIFICATIONS AND DRAWING, THE SUTPHEN SPECIFICATIONS SHALL PREVAIL.

DRAWING IS FOR REFERENCE ONLY, SOME ITEMS PROPOSED MAY NOT BE SHOWN OR NOTED.

N	REFERENCE SHOP ORDER REVISION EMAIL
M	REFERENCE SHOP ORDER REVISION EMAIL
L	REFERENCE SHOP ORDER REVISION EMAIL
K	REFERENCE SHOP ORDER REVISION EMAIL
REV.	DESCRIPTION

THIS PRINT IS PROVIDED ON A RESTRICTED BASIS AND IS NOT TO BE USED IN ANY WAY DETRIMENTAL TO THE INTEREST OF SUTPHEN CORPORATION.

TF	07/01/24	DATE:	09/29/21
TF	06/20/24	DRAWN BY:	T.FAHOUM
ML	05/28/24		
ML	05/23/24		

MFG. FACILITY:  
URBANA

DWG. NO.:

**SUTPHEN**  
WALKERTOWN FIRE DEPARTMENT  
WALKERTOWN, NC

CUSTOM PUMPER - PA-11  
HS-7283